bombas IDEAL

SERIE **NXA**

60Hz

UNE 166.002 BUREAU VERITAS Certification

ISO 9001 BUREAU VERITAS Certification

ISO 14001 BUREAU VERITAS Certification

Index

Product range	**2**
Section drawing	**2**
Performance range	**3**
Technical data	**4**

Product range

Range	NXA 1	NXA 2	NXA 3	NXA 4	NXA 5	NXA 10	NXA 15	NXA 20	NXA 32	NXA 45	NXA 64	NXA 90
Ratedl Flow (m3/h)	1	2	3	4	5	10	15	20	32	45	64	90
Temperature range (ºC)	-20~ + 104											
Temperature on range (ºC)	-40~ + 180								-40~ + 180			
Max Efficiency (%)	44	45	56	58	65	66	68	69	77	78	80	81
NXA Pump												
Flow range (m3/h)	0,7-2,4	1-3,2	1,2-4,5	2-4,8	2,5-8	5-13	9-24	10-29	14-40	20-56	30-85	40-120
Max Pressure (bar)	22	25	24	25	24	22	23	25	28	26	20	20
High Pressure on request (bar)	47	47	47	47	47	47	47	47	39	40	39	39
Motor power (kW)	0,37-2,2	0,37-3	0,37-3	0,37-4	0,37-5,5	0,37-7,5	1,1-15	1,1-18,5	1,5-30	3-45	4-45	5,5-45
Material Type												
NXA EN1.4301/AISI 304	●	●	●	●	●	●	●	●	●	●	●	●
NXA Pump Pipe Connection												
Colomn Pipe Thread*	G1-G1 1/4	G1-G1 1/4	G1-G1 1/4	G1-G1 1/4	G1-G1 1/4	G2	G2 1/2	G2 1/2	—	—	—	—
Colomn Pipe Thread on request*	G1 1/2	G1 1/2	G1 1/2	G1 1/2	—	G2	G2	—	—	—	—	—
Flange	DN25-DN32	DN25-DN32	DN25-DN32	DN25-DN32	DN25-DN32	DN40	DN50	DN50	DN65	DN80	DN100	DN100

Section drawing

NXA 1, 2, 3, 4, 5

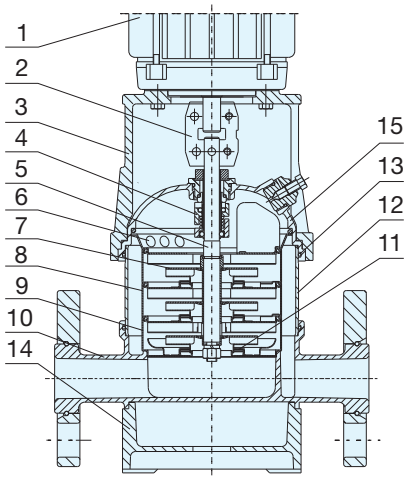

NXA 10, 15, 20

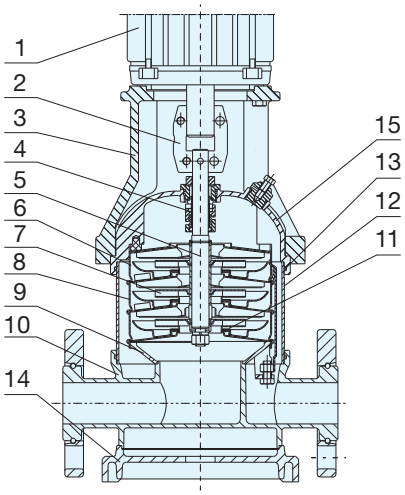

NXA 32, 45, 64, 90

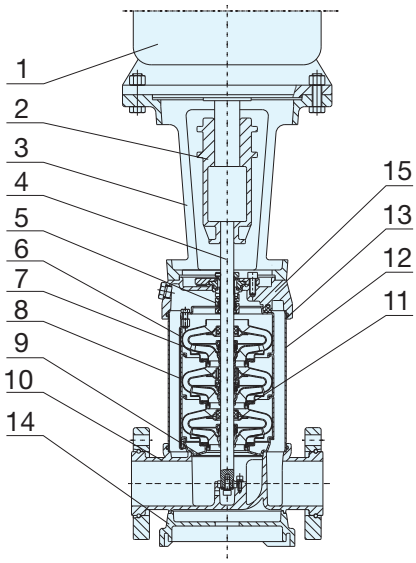

Material NXA

No.	Description	Material	EN/DIN	AISI/ASTM
1	Motor	—	—	—
2	Shaft connector	—	—	—
3	Pump head	Cast iron	EN-JL1030	ASTM25B
4	Mechanical seal	—	—	—
5	Shaft	S.S	1.4057	AISI431
6	Outlet	S.S	1.4301	AISI304
7	Impeller	S.S	1.4301	AISI304
8	Hydraulicstack	S.S	1.4301	AISI304
9	Inlet	S.S	1.4301	AISI304
10	Pump body	S.S	1.4301	AISI304
11	Neck ring	PTFE	—	—
12	Outer sleeve	S.S	1.4301	AISI304
13	O-ring	EDM/FKM	—	—
14	Bottom base	Cast iron	EN-JL1030	ASTM25B
15	Pump cover	S.S	1.4301	AISI304

Performance range

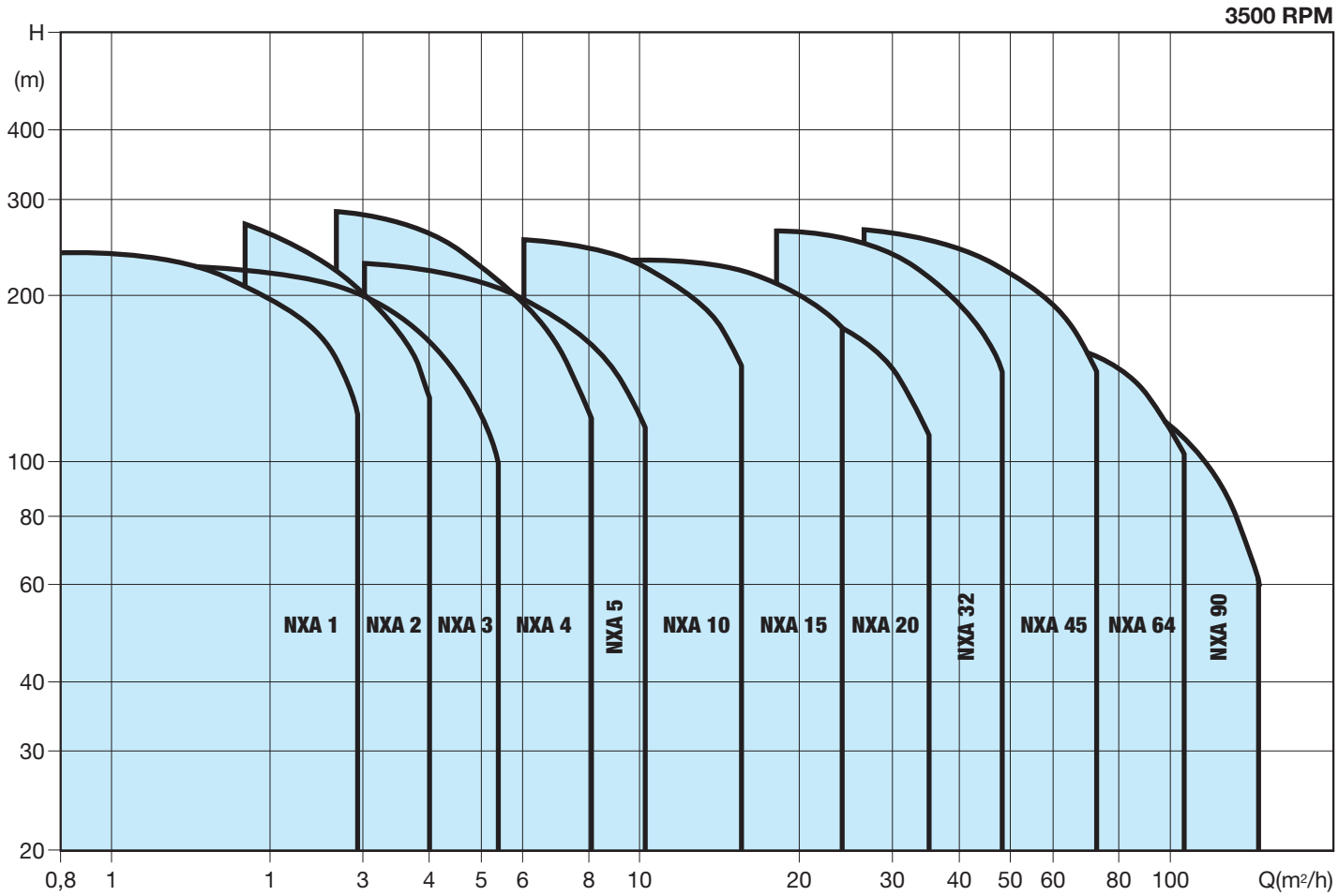

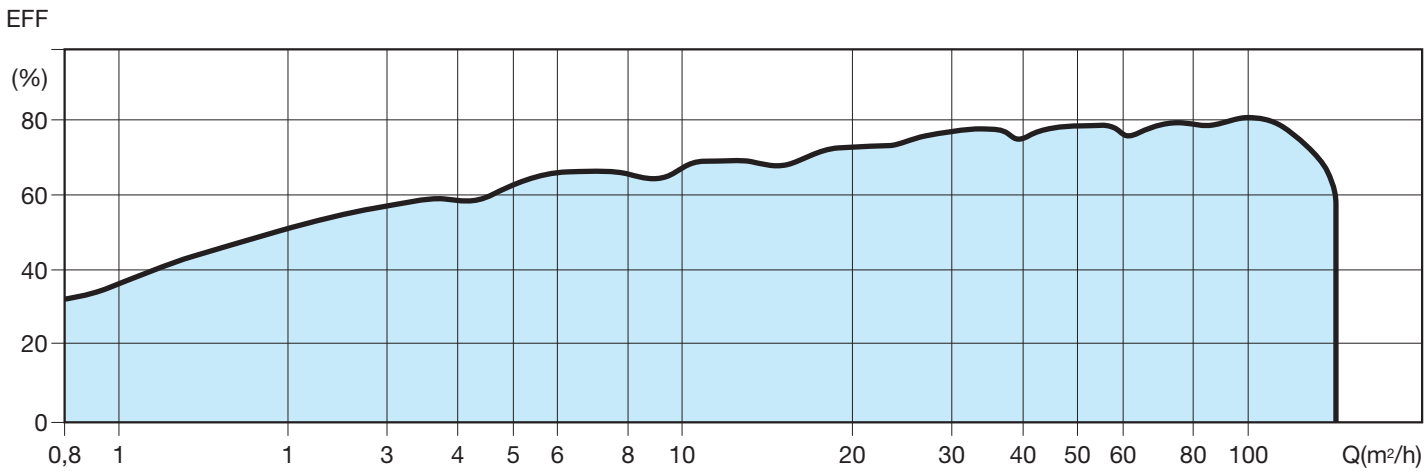

Technical data

Performance table

3500 RPM

Model	Power P_2 (kW)	Q m^3/h	0,8	1	1,2	1,4	1,6	1,8	2	2,2	2,4	2,7
NXA 1-2	0,37	H (m)	17	16,7	16,5	16	15	14,5	13,5	13	12	10
NXA 1-3	0,37		25,5	25	24,5	23,5	22,5	22	20	19,5	18	15
NXA 1-4	0,37		34	33	32,5	31,5	30	29	27	26	24	20
NXA 1-5	0,55		42,5	41,5	40,5	40	37,5	36	34	32,5	30	25
NXA 1-6	0,55		51	50	49	47,5	45	44	41	39	36	30
NXA 1-7	0,75		59,5	58	57	55	52,5	51	47	45,5	42	35
NXA 1-8	0,75		68	66,5	65	63	60	58	54	52	48	40
NXA 1-9	0,75		76,5	75	73	71	67,5	65	61	58,5	54	45
NXA 1-10	1,1		85	83	81	79	75	73	68	65	60	50
NXA 1-11	1,1		93,5	91,5	90	87	82,5	80	75	71,5	66	55
NXA 1-12	1,1		102	100	98	95	90	88	82	78	72	60
NXA 1-13	1,1		110	108	106	103	97,5	95	88	84,5	78	65
NXA 1-15	1,5		127	125	122	119	112	109	102	97	90	75
NXA 1-17	1,5		144	142	139	135	127	124	115	110	102	85
NXA 1-19	2,2		161	158	155	150	142	138	129	123	114	95
NXA 1-21	2,2		178	175	171	166	157	153	143	136	126	105
NXA 1-23	2,2		195	192	188	182	172	168	156	149	138	115
NXA 1-25	2,2		212	208	204	198	187	182	170	162	150	125
NXA 1-27	3		230	225	220	214	202	197	183	175	162	135

Installation sketches

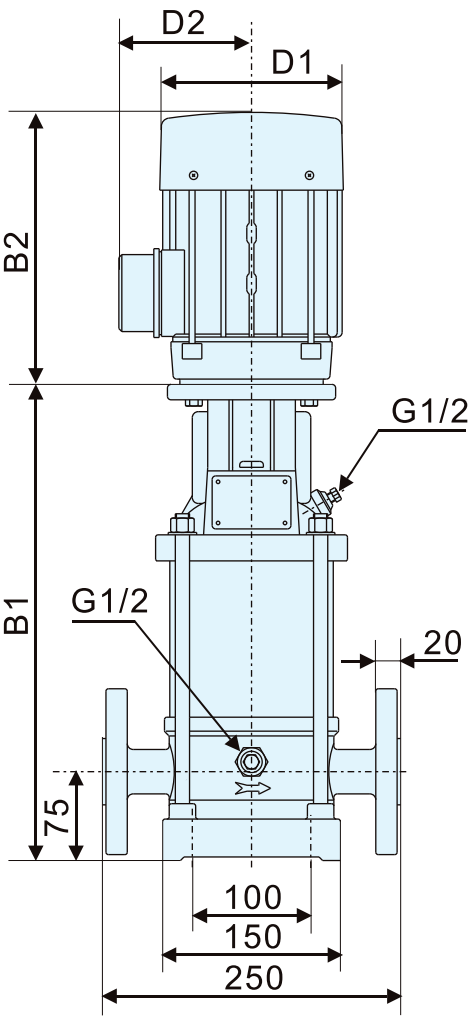

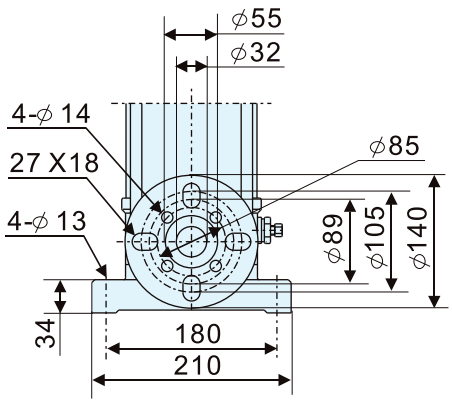

PN25
(DN32/DN25)

Dimensions and weights

Model	Dimensions (mm)					Weight (kg)
	B1	B2	B1 + B2	D1	D2	
NXA 1-2	259	205	464	133	102	20
NXA 1-3	277	205	482	133	102	20
NXA 1-4	295	205	500	133	102	21
NXA 1-5	313	205	518	133	102	21
NXA 1-6	331	205	536	133	120	21
NXA 1-7	349	205	554	133	102	22
NXA 1-8	367	205	572	133	102	22
NXA 1-9	385	205	590	133	102	23
NXA 1-10	409	241	650	154	111	28
NXA 1-11	427	241	666	154	111	28
NXA 1-12	445	241	686	154	111	29
NXA 1-13	465	241	708	154	111	29
NXA 1-15	499	241/293	740	154	111	30
NXA 1-17	535	241/293	776	154	111	30
NXA 1-19	585	275/293	860	177	116	35
NXA 1-21	621	275/293	896	177	116	36
NXA 1-23	657	275/293	932	177	116	40
NXA 1-25	693	275/293	968	177	116	42
NXA 1-27	729	293	1004	177	116	45

3500 RPM

Technical data

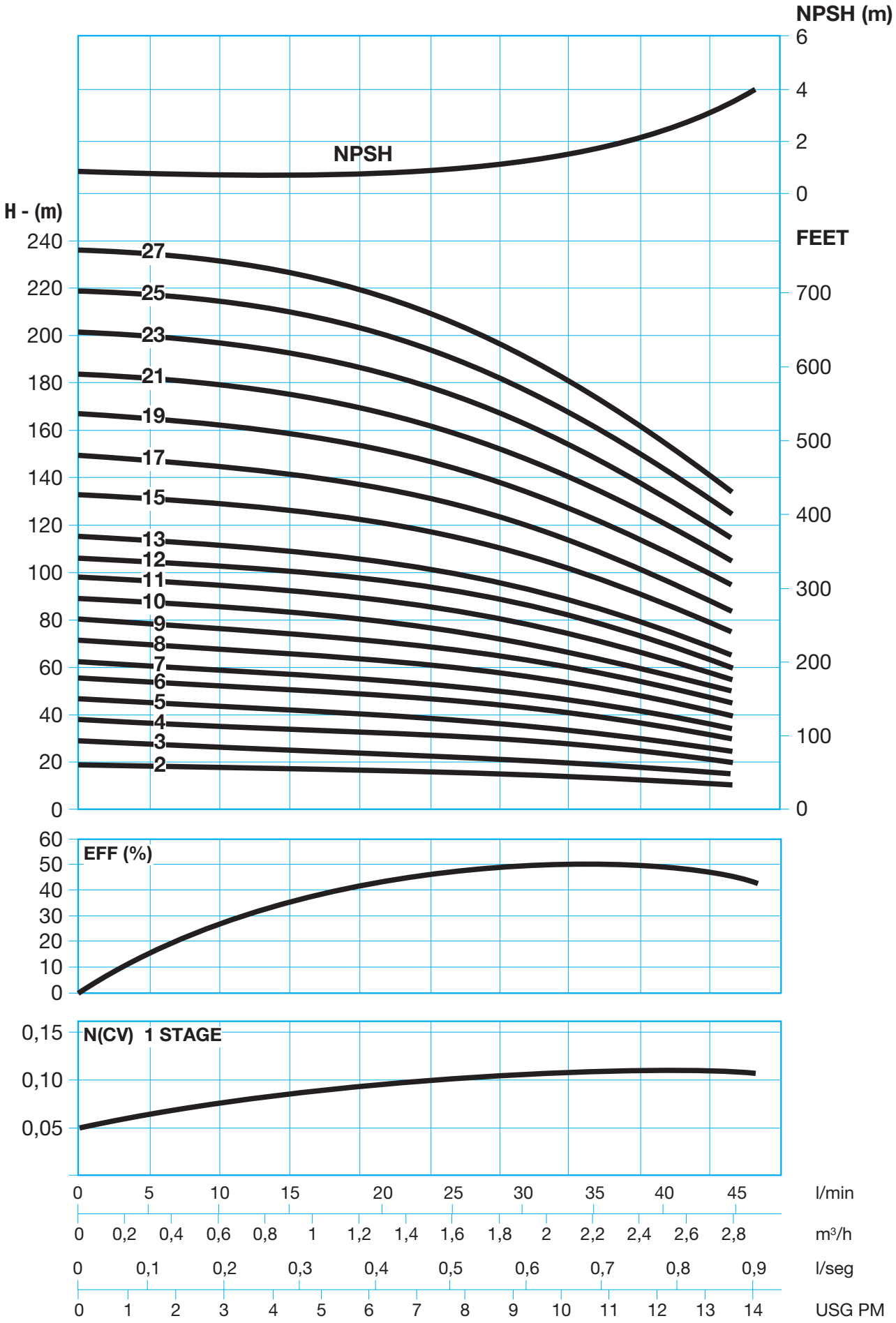

Technical data

Performance table

3500 RPM

Model	Power P_2 (kW)	Q m³/h	1	1,5	2	2,5	3	3,5	4	4,5
NXA 2-2	0,55	H (m)	25	24	22	21	18	16	12	9
NXA 2-3	0,75		38	35	33	31	27	24	19	15
NXA 2-4	1,1		50	47	44	42	36	32	26	20
NXA 2-5	1,1		63	59	55	52	45	40	32	25
NXA 2-6	1,1		75	70	66	63	54	48	40	30
NXA 2-7	1,5		88	82	77	74	63	56	47	35
NXA 2-9	2,2		113	106	99	95	81	72	59	45
NXA 2-11	2,2		138	129	121	115	99	88	75	56
NXA 2-13	3		163	153	143	136	117	104	90	68
NXA 2-14	3		175	165	154	147	126	112	95	71
NXA 2-15	3		188	177	165	158	135	120	103	77
NXA 2-18	4		225	212	198	190	162	144	126	94

Installation sketches

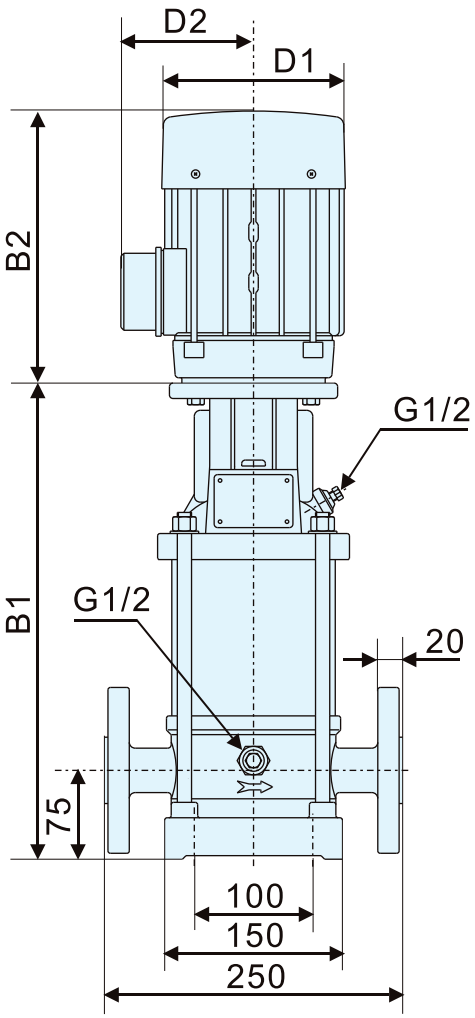

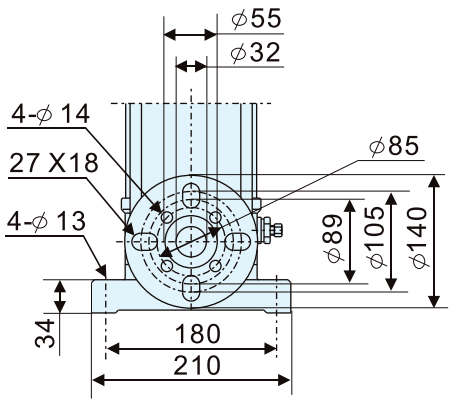

PN25
(DN32/DN25)

Dimensions and weights

Model	Dimensions (mm)					Weight (kg)
	B1	B2	B1 + B2	D1	D2	
NXA 2-2	259	205	464	133	102	23
NXA 2-3	277	205	482	133	102	23
NXA 2-4	301	241	542	154	111	25
NXA 2-5	319	241	560	154	111	26
NXA 2-6	337	241	578	154	111	28
NXA 2-7	355	241/293	596	154	111	30
NXA 2-9	399	275/293	674	177	116	34
NXA 2-11	435	275/293	710	177	116	35
NXA 2-13	471	293	746	177	116	40
NXA 2-14	489	293	764	177	116	40
NXA 2-15	507	293	782	177	116	42
NXA 2-18	585	305	890	197	148	45

3500 RPM

Technical data

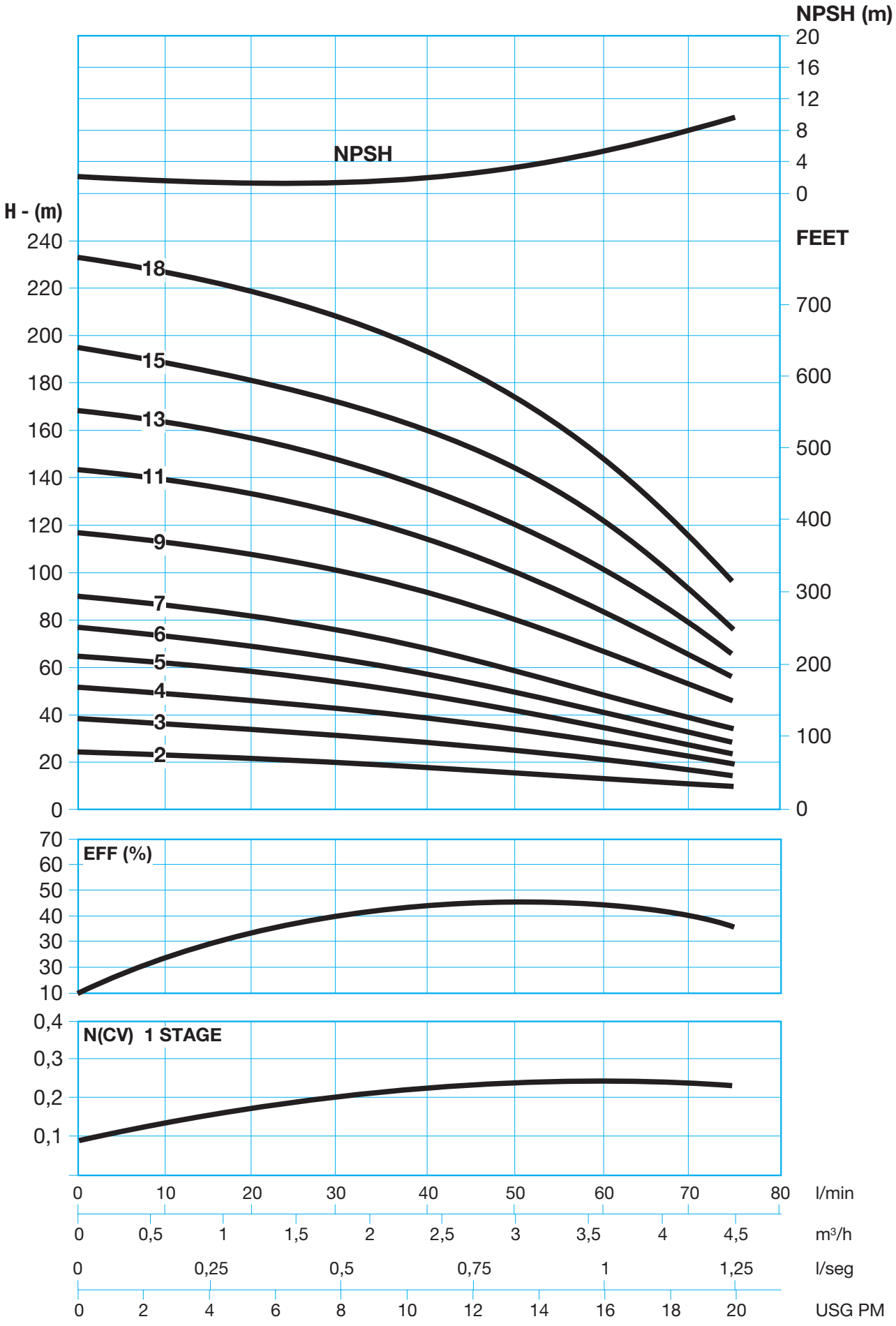

Technical data

Performance table

3500 RPM

Model	Power P_2 (kW)	Q m³/h	1,5	2	2,5	3	3,5	4	4,5	5
NXA 3-2	0,37	H (m)	17,5	17	16	15	13,5	12	10	7,5
NXA 3-3	0,55		26	25	24	22,5	20	18	15	11,5
NXA 3-4	0,55		35	34	32	30	27	24	20	15
NXA 3-5	0,75		43	42	40	38	34	30	25	19
NXA 3-6	1,1		52	50	48	45	41	36	30	23
NXA 3-7	1,1		61	58	56	53	47	42	35	27
NXA 3-8	1,1		70	67	64	60	54	48	40	30
NXA 3-9	1,5		78	75	72	68	61	54	45	34
NXA 3-10	1,5		87	84	80	75	68	60	50	38
NXA 3-11	1,5		96	92	88	83	75	66	55	42
NXA 3-12	2,2		105	101	97	91	82	73	60	46
NXA 3-13	2,2		114	109	104	98	88	49	65	50
NXA 3-15	2,2		131	126	120	114	102	91	75	57
NXA 3-17	2,2		148	143	136	129	115	103	85	65
NXA 3-19	3		166	160	152	144	129	115	95	73
NXA 3-21	3		184	176	168	159	143	127	105	80
NXA 3-23	3		201	193	184	174	156	139	115	88
NXA 3-25	4		218	210	200	190	170	151	125	96

Installation sketches

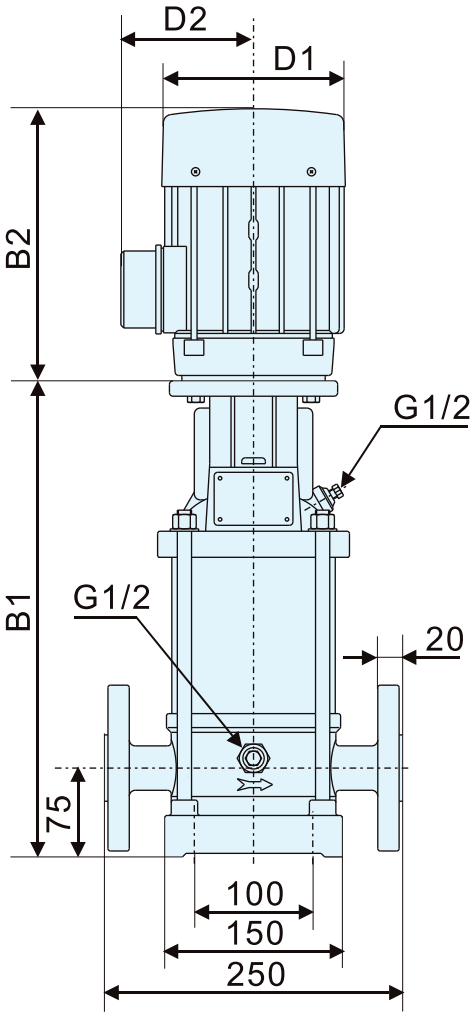

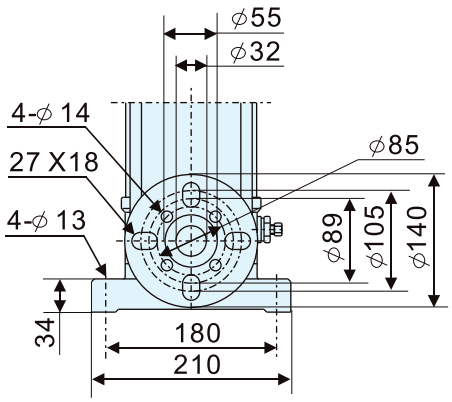

PN25
(DN32/DN25)

Dimensions and weights

Model	Dimensions (mm)					Weight (kg)
	B1	B2	B1 + B2	D1	D2	
NXA 3-2	259	205	464	133	102	20
NXA 3-3	277	205	482	133	102	21
NXA 3-4	295	205	500	133	102	22
NXA 3-5	313	205	518	133	102	23
NXA 3-6	337	241	578	154	111	25
NXA 3-7	355	241	596	154	111	26
NXA 3-8	373	241	614	154	111	26
NXA 3-9	391	241/293	832	154	111	30
NXA 3-10	409	241/293	650	154	111	30
NXA 3-11	427	241/293	668	154	111	31
NXA 3-12	453	275/293	728	177	116	35
NXA 3-13	471	275/293	746	177	116	36
NXA 3-15	507	275/293	782	177	116	37
NXA 3-17	543	275/293	818	177	116	38
NXA 3-19	579	293	854	177	116	42
NXA 3-21	815	293	890	177	116	43
NXA 3-23	651	293	926	177	116	44
NXA 3-25	707	305	1012	197	148	50

3500 RPM

Performance curve

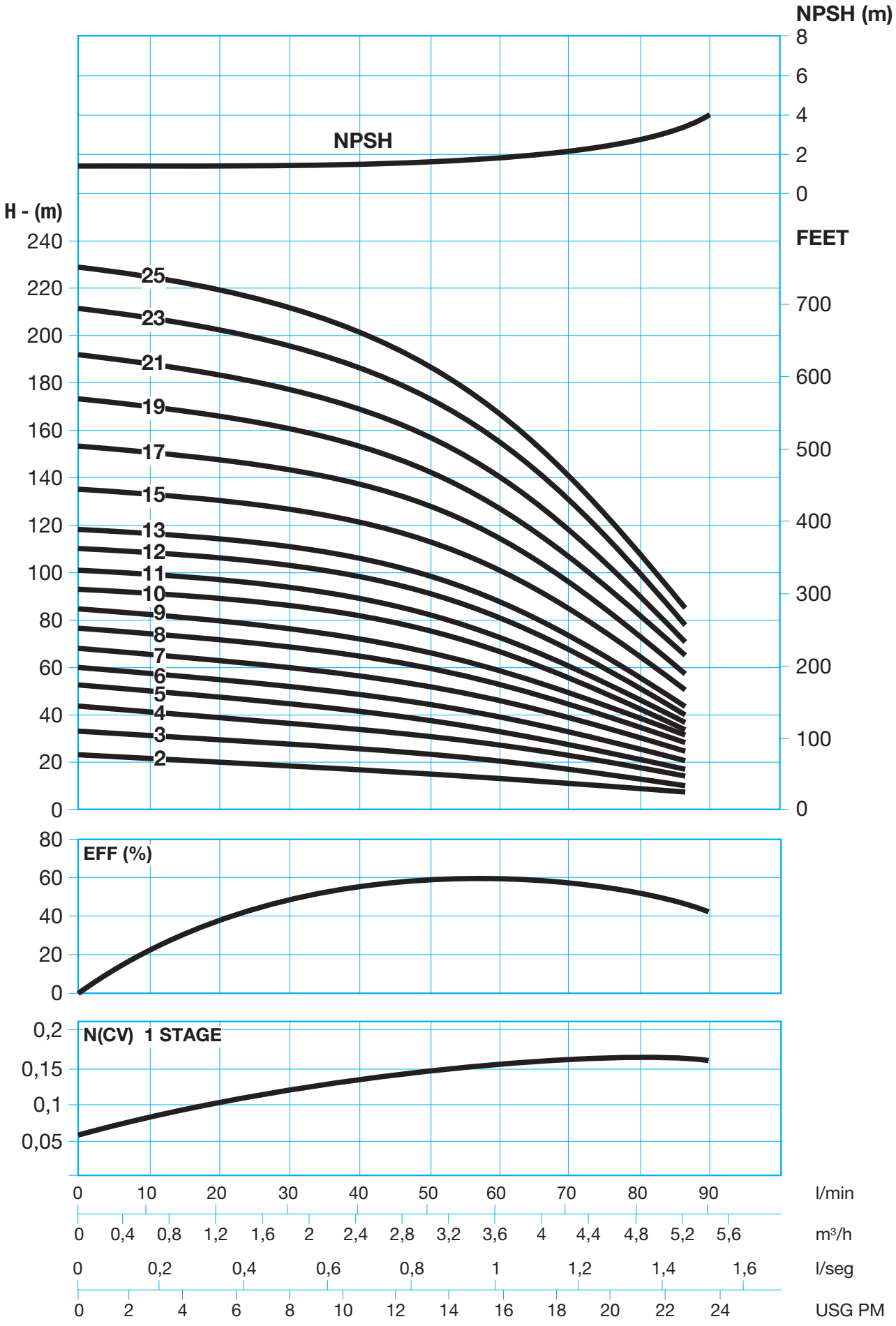

Technical data

Performance table

3500 RPM

Model	Power P_2 (kW)	Q m³/h	2,5	3	4	5	6	7	8	9
			H (m)							
NXA 4-2	0,75		26	25	23	21	19	16	14	11
NXA 4-3	1,1		39	38	36	32	28	24	21	18
NXA 4-4	1,5		52	50	48	44	38	35	31	22
NXA 4-5	2,2		65	62	60	55	49	44	39	27
NXA 4-6	2,2		78	75	72	67	59	54	47	33
NXA 4-7	3		92	88	84	78	69	62	55	38
NXA 4-8	3		104	100	95	90	79	72	63	44
NXA 4-10	4		130	125	120	113	102	90	80	61
NXA 4-12	4		156	150	145	136	122	109	96	74
NXA 4-14	5,5		182	176	170	159	145	129	112	86
NXA 4-16	5,5		207	201	196	183	165	146	128	98

Installation sketches

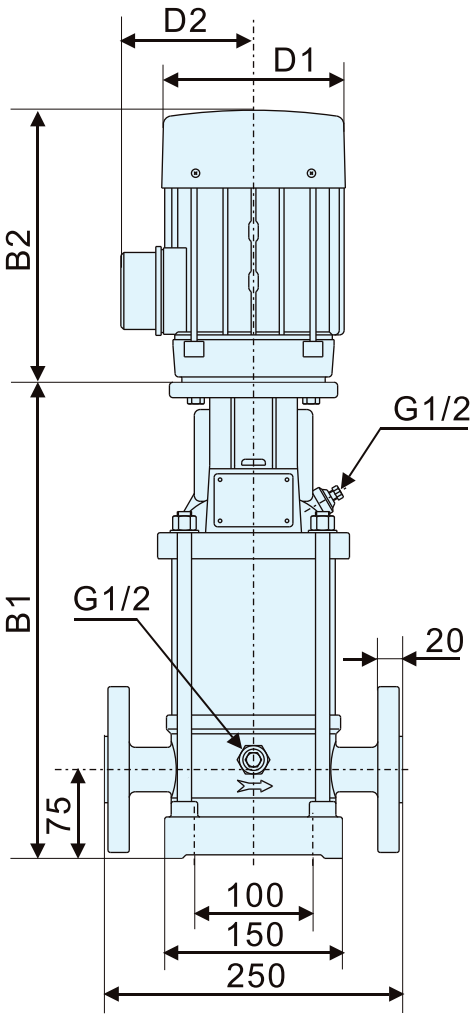

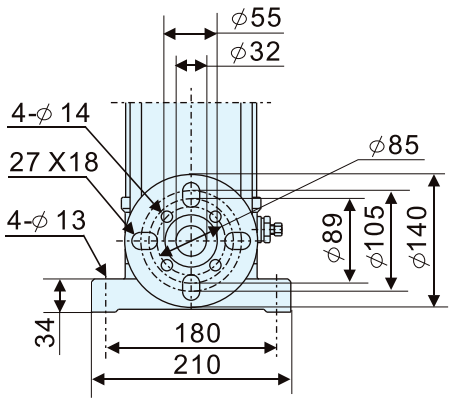

PN25
(DN32/DN25)

Dimensions and weights

Model	Dimensions (mm)					Weight (kg)
	B1	B2	B1 + B2	D1	D2	
NXA 4-2	259	205	464	133	102	22
NXA 4-3	283	241	524	154	111	25
NXA 4-4	301	241/293	542	154	111	27
NXA 4-5	327	275/293	602	177	116	35
NXA 4-6	345	275/293	620	177	116	36
NXA 4-7	363	293	638	177	116	39
NXA 4-8	381	293	656	177	116	40
NXA 4-10	437	305	742	197	148	44
NXA 4-12	473	305	778	197	148	45
NXA 4-14	514	390	904	275	210	69
NXA 4-16	550	390	940	275	210	70

3500 RPM

Technical data

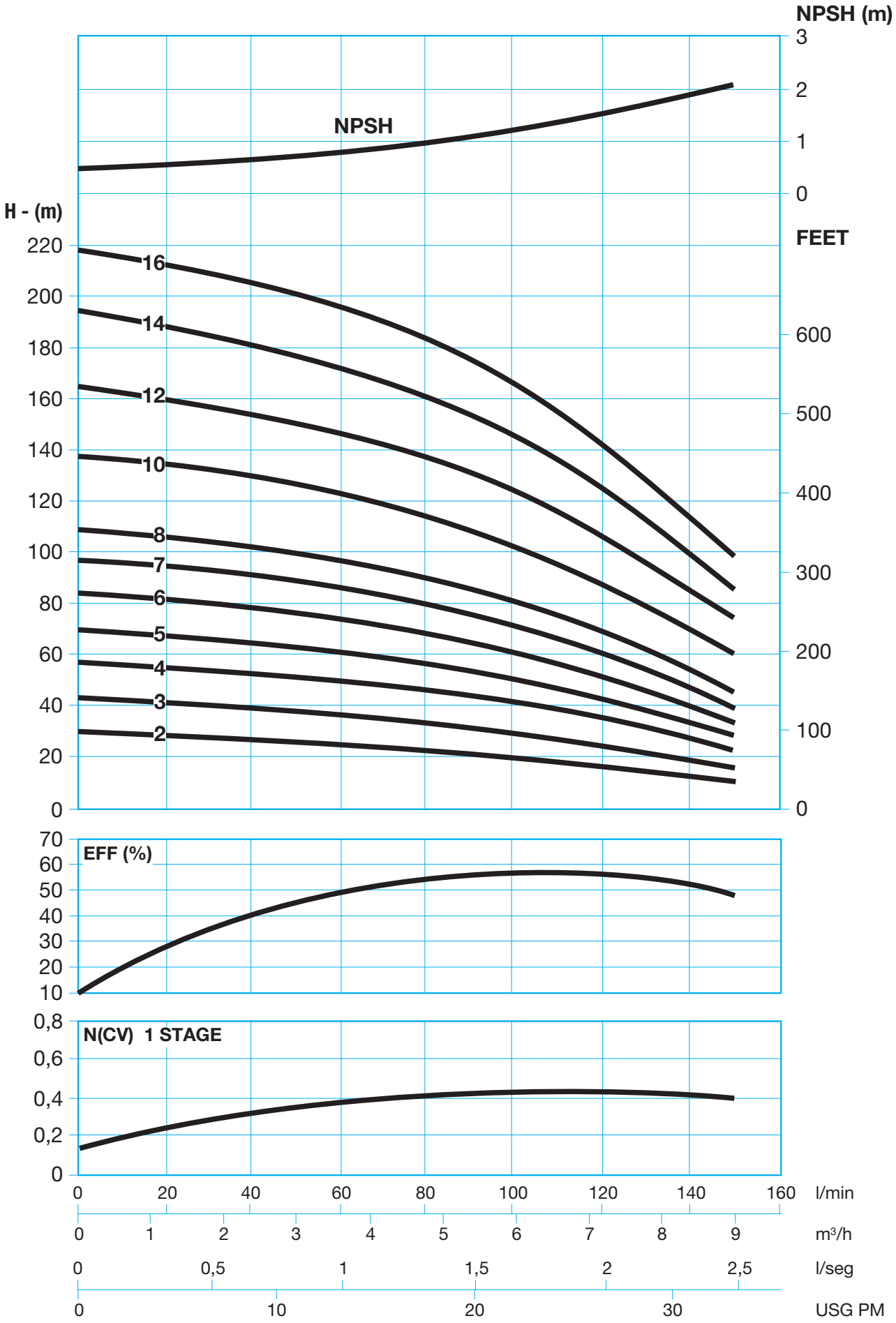

Technical data

Performance table

3500 RPM

Model	Power P_2 (kW)	Q m³/h	2	3	4	5	6	7	8	9	10
NXA 5-2	0,55	H (m)	19	18	17,5	16,5	15	14	12	10	8
NXA 5-3	1,1		28	27	26	25	23	21	18	15	12
NXA 5-4	1,1		37	36	35	33	30	27	24	20	16
NXA 5-5	1,5		47	45	44	41	38	34	30	25	20
NXA 5-6	2,2		56	54	52	50	45	41	36	30	24
NXA 5-7	2,2		65	63	61	58	53	48	42	35	28
NXA 5-8	2,2		75	72	70	66	60	55	48	40	32
NXA 5-9	2,2		84	81	78	74	68	62	54	45	36
NXA 5-10	3		93	90	87	83	76	69	60	50	40
NXA 5-11	3		103	100	96	91	84	76	66	55	44
NXA 5-12	3		112	108	104	99	91	83	72	60	48
NXA 5-13	4		122	117	113	108	99	90	78	65	52
NXA 5-14	4		131	126	122	116	106	96	84	70	56
NXA 5-15	4		140	135	130	124	114	103	90	75	60
NXA 5-16	4		150	144	139	132	122	110	96	80	64
NXA 5-18	5,5		170	165	157	149	137	117	108	90	72
NXA 5-20	5,5		188	180	174	165	152	124	120	100	80
NXA 5-22	5,5		205	198	191	182	167	131	132	110	88
NXA 5-24	7,5		224	216	209	198	182	138	144	120	96

Installation sketches

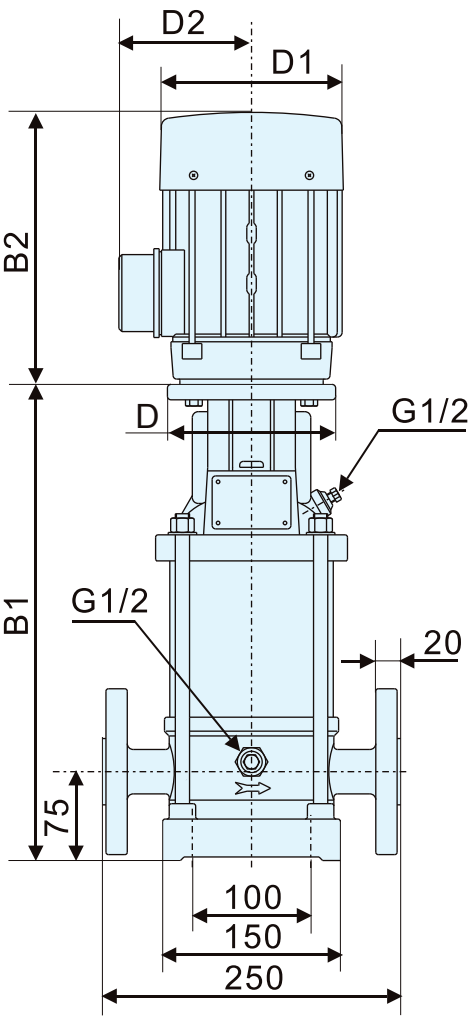

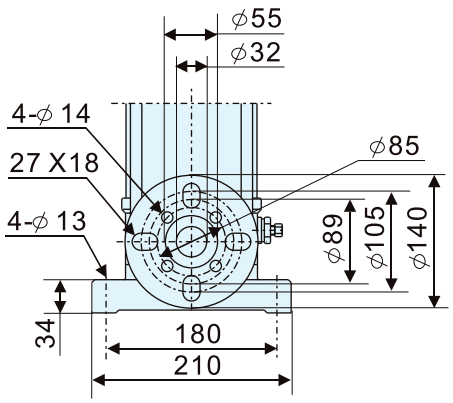

PN25
(DN32/DN25)

Dimensions and weights

Model	Dimensions (mm)						Weight (kg)
	B1	B2	B1 + B2	D	D1	D2	
NXA 5-2	277	205	482	-	133	102	22
NXA 5-3	310	241	551	-	154	111	24
NXA 5-4	337	241	578	-	154	111	25
NXA 5-5	364	241/293	605	-	154	111	27
NXA 5-6	399	275/293	674	-	177	116	30
NXA 5-7	426	275/293	701	-	177	116	30
NXA 5-8	453	275/293	728	-	177	116	34
NXA 5-9	480	275/293	755	-	177	116	37
NXA 5-10	507	293	782	-	177	116	38
NXA 5-11	534	293	809	-	177	116	39
NXA 5-12	561	293	836	-	177	116	40
NXA 5-13	608	305	913	-	197	148	50
NXA 5-14	635	305	940	-	197	148	51
NXA 5-15	662	305	967	-	197	148	52
NXA 5-16	689	305	994	-	197	148	53
NXA 5-18	748	390	1138	300	275	210	73
NXA 5-20	802	390	1192	300	275	210	75
NXA 5-22	856	390	1246	300	275	210	78
NXA 5-24	910	390	1300	300	275	210	80

3500 RPM

Technical data

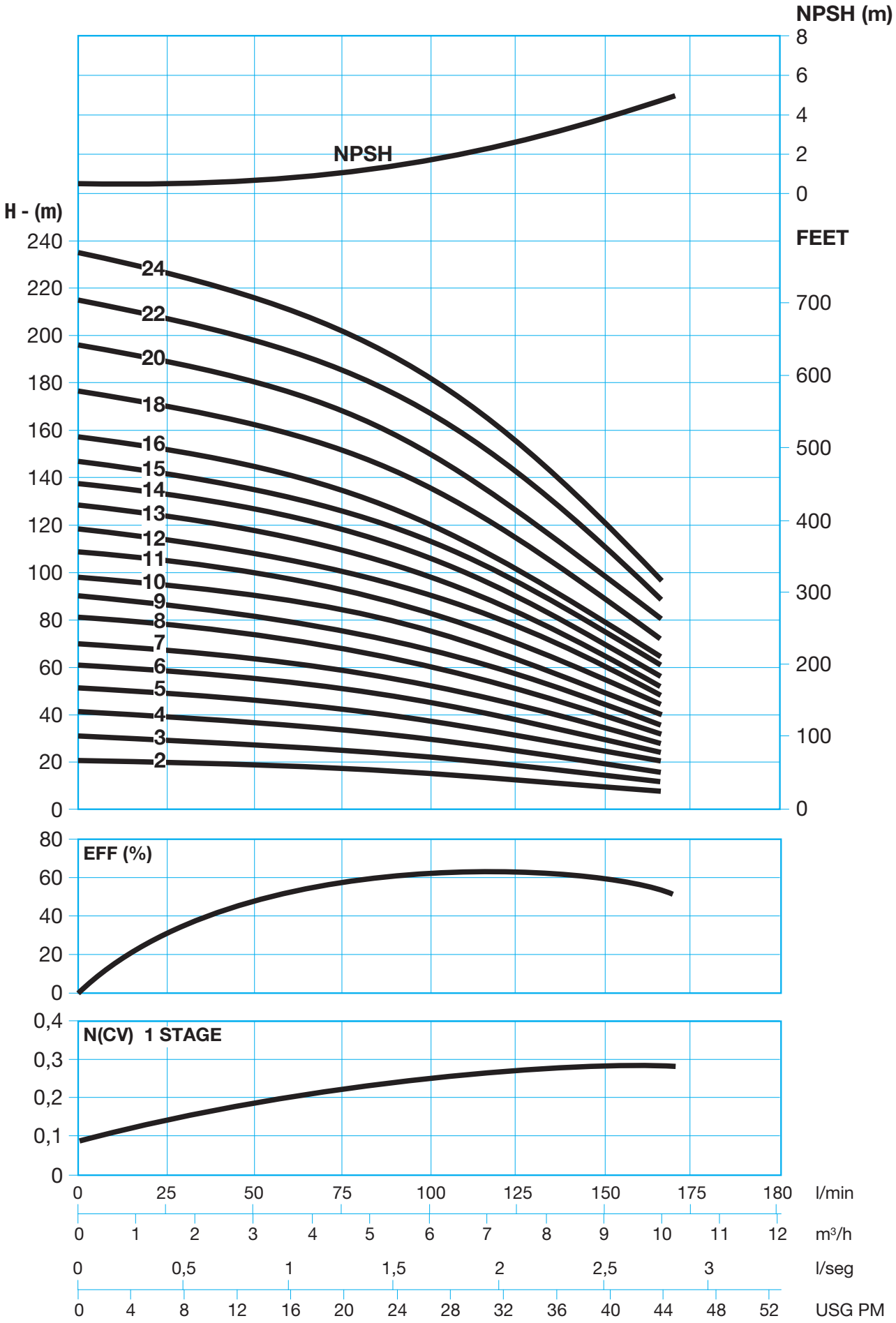

Technical data

Performance table

3500 RPM

Model	Power P_2 (kW)	Q m³/h	7	8	9	10	11	12	13	14	15	16
NXA 10-1	0,75	H (m)	14	13,5	13,3	12,5	12	11,5	11	10	9,5	8
NXA 10-2	1,5		28	27	26	25,5	24	23	22	20	19	16
NXA 10-3	2,2		43	41	40	38	36	35	33	30	28	24
NXA 10-4	3		57	55	53	51	48	47	44	40	37	32
NXA 10-5	3		71	69	67	64	60	58	55	50	46	40
NXA 10-6	4		82	82	80	77	73	70	66	60	56	48
NXA 10-7	5,5		100	96	93	90	85	82	77	70	65	56
NXA 10-8	5,5		114	110	107	104	97	94	88	80	74	64
NXA 10-9	5,5		128	124	120	115	109	106	99	90	84	72
NXA 10-10	7,5		142	137	133	128	121	117	100	100	93	80
NXA 10-12	7,5		171	165	160	151	145	141	132	121	111	96
NXA 10-14	11		202	192	187	184	170	164	154	141	130	112
NXA 10-16	11		228	220	214	205	194	188	175	163	149	128
NXA 10-17	11		242	234	227	218	206	200	187	173	158	136

Installation sketches

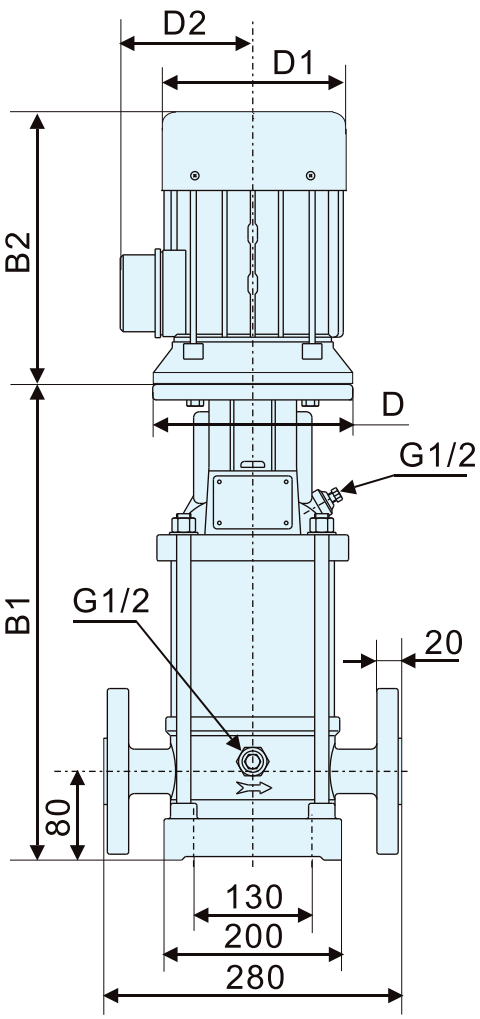

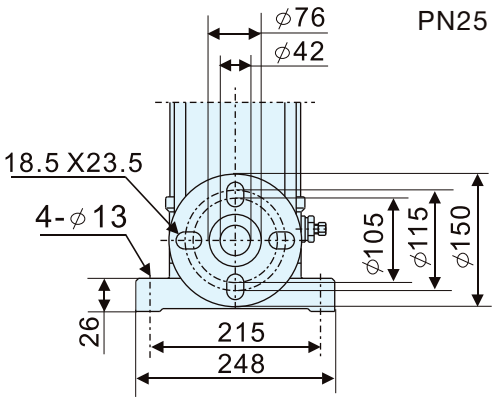

Dimensions and weights

Model	Dimensions (mm)						Weight (kg)
	B1	B2	B1 + B2	D	D1	D2	
NXA 10-1	319	205	524	-	133	102	33
NXA 10-2	385	241/293	626	-	154	111	41
NXA 10-3	423	275/293	698	-	177	116	43
NXA 10-4	453	293	728	-	177	116	49
NXA 10-5	483	293	758	-	177	116	50
NXA 10-6	533	305	838	-	197	148	61
NXA 10-7	584	390	974	300	275	210	83
NXA 10-8	614	390	1004	300	275	210	85
NXA 10-9	644	390	1034	300	275	210	86
NXA 10-10	674	390	1064	300	275	210	90
NXA 10-12	734	390	1124	300	275	210	92
NXA 10-14	894	505	1399	350	330	255	124
NXA 10-16	954	505	1459	350	330	255	126
NXA 10-17	984	505	1489	350	330	255	130

3500 RPM

Technical data

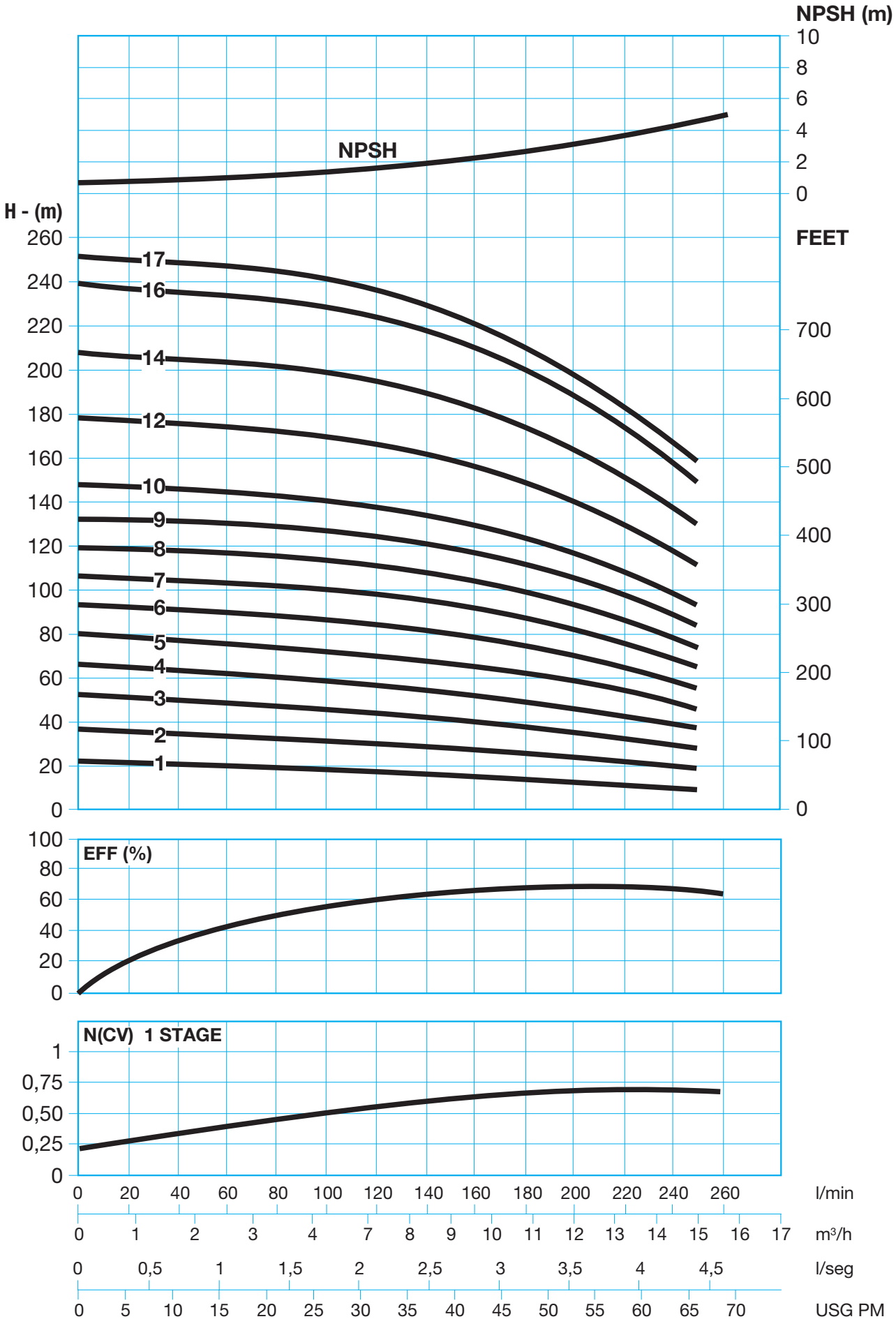

Technical data

Performance table

3500 RPM

Model	Power P_2 (kW)	Q m^3/h	10	12	14	15	16	18	20	22	24	26
NXA 15-1	1,5	H (m)	18,3	18	17,5	17	16,5	16	15	14	12,5	10,5
NXA 15-2	3		36,5	36	35	34	33	32	30	27	25	21
NXA 15-3	4		55	54	52	51,5	50	48	45	41	37	32
NXA 15-4	5,5		73	72	70	69	66	64	60	55	49	42
NXA 15-5	7,5		92	89	87	86	83	80	74	69	62	53
NXA 15-6	11		110	107	105	103	100	96	89	83	74	64
NXA 15-7	11		128	125	122	120	117	112	104	97	86	74
NXA 15-8	11		146	143	140	138	133	128	119	110	98	85
NXA 15-9	15		165	161	157	155	150	144	134	124	111	96
NXA 15-10	15		183	179	175	172	167	160	149	138	123	106
NXA 15-12	18,5		220	215	210	207	200	192	179	166	148	128

Installation sketches

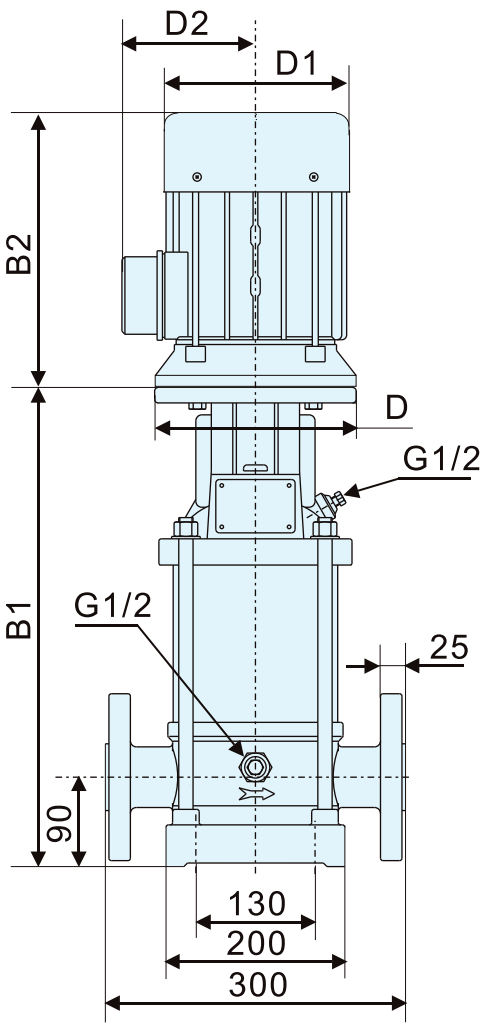

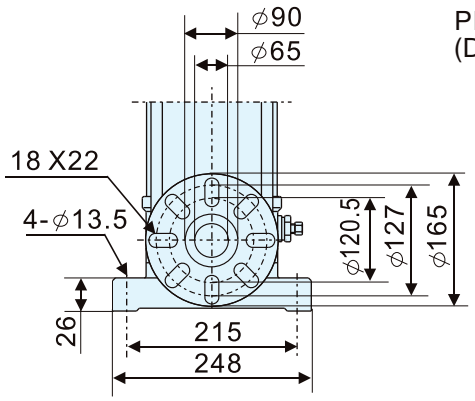

PN16-25-40
(DN50)

Dimensions and weights

Model	Dimensions (mm)						Weight (kg)
	B1	B2	B1 + B2	D	D1	D2	
NXA 15-1	350	241/293	591	-	154	111	44
NXA 15-2	403	293	678	-	177	116	51
NXA 15-3	473	305	778	-	197	148	62
NXA 15-4	539	390	929	300	275	210	84
NXA 15-5	584	390	974	300	275	210	88
NXA 15-6	659	505	1164	350	330	255	120
NXA 15-7	704	505	1209	350	330	255	121
NXA 15-8	749	505	1254	350	330	255	123
NXA 15-9	794	505	1299	350	330	255	139
NXA 15-10	839	505	1344	350	330	255	141
NXA 15-12	929	560	1489	350	330	325	154

3500 RPM

Technical data

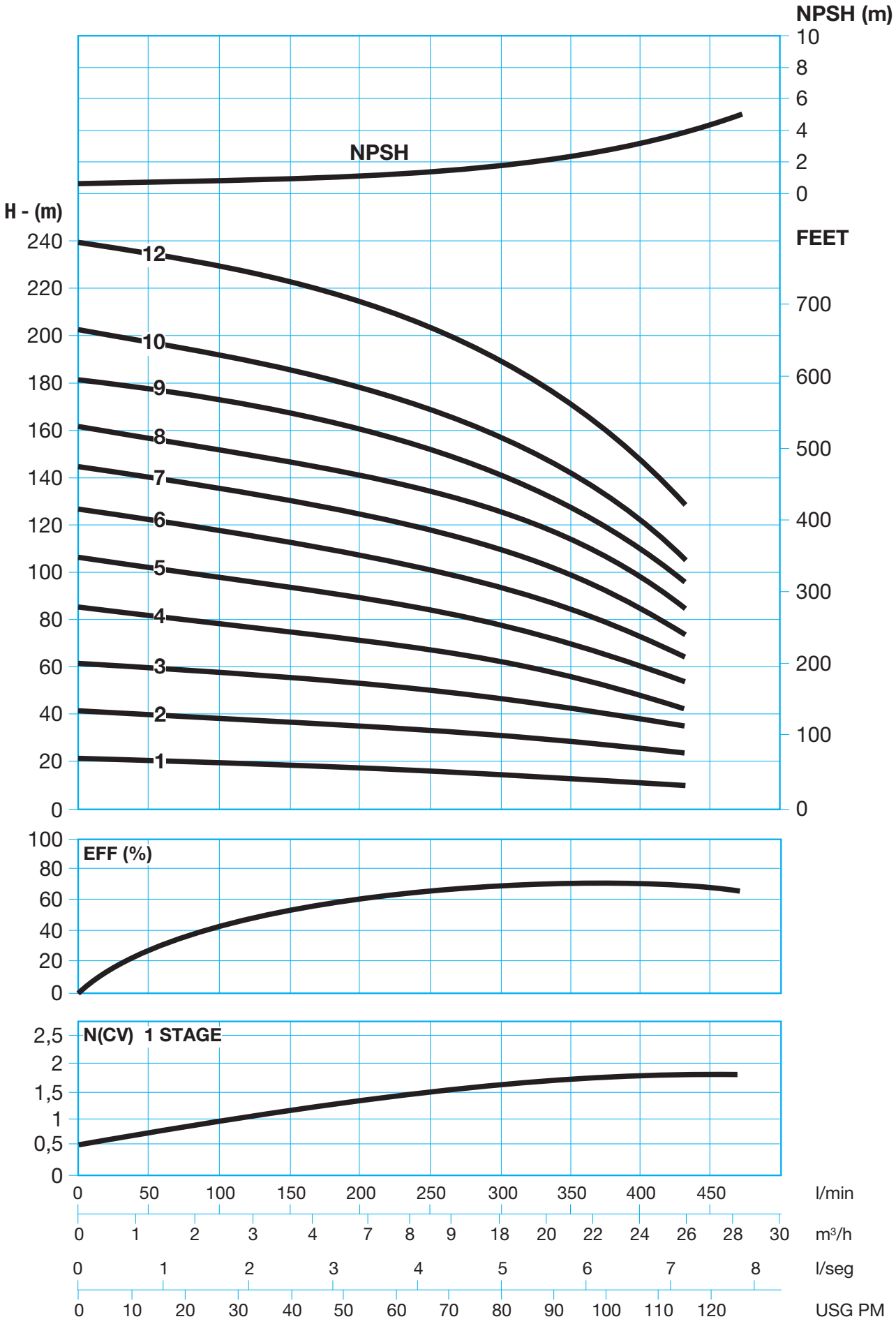

Technical data

Performance table

3500 RPM

Model	Power P_2 (kW)	Q m^3/h	12	16	20	24	28	32	34
NXA 20-1	2,2	H (m)	19	18	17	15	13	11	8,5
NXA 20-2	4		37	36	34	30	26	22	17
NXA 20-3	5,5		56	54	50	45	38	31	25
NXA 20-4	7,5		75	72	67	60	51	42	34
NXA 20-5	11		94	90	84	75	64	52	42
NXA 20-6	11		113	108	100	90	77	63	51
NXA 20-7	15		132	126	117	105	90	73	60
NXA 20-8	15		150	144	134	120	102	84	68
NXA 20-10	18,5		188	180	168	150	128	105	85

Installation sketches

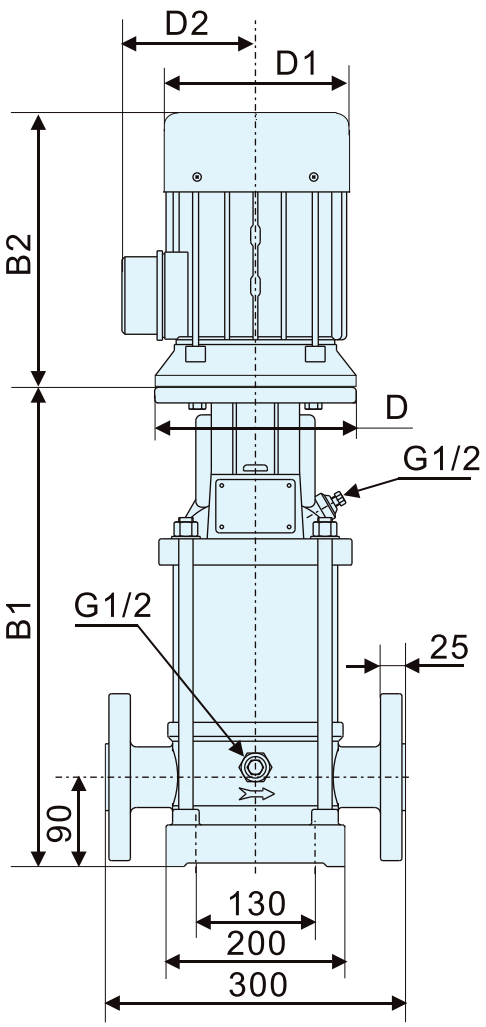

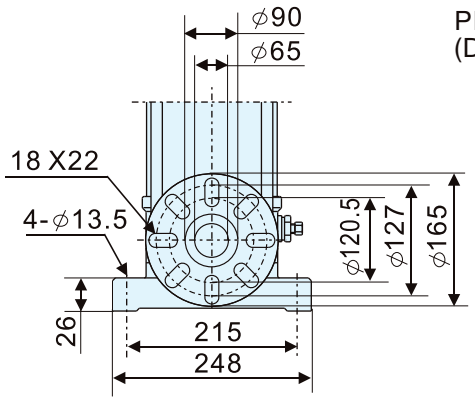

PN16-25-40
(DN50)

Dimensions and weights

Model	Dimensions (mm)						Weight (kg)
	B1	B2	B1 + B2	D	D1	D2	
NXA 20-1	358	275/293	633	-	177	116	46
NXA 20-2	423	205	628	-	197	148	61
NXA 20-3	489	390	879	300	275	210	83
NXA 20-4	534	390	924	300	275	210	87
NXA 20-5	609	505	1114	350	330	255	119
NXA 20-6	654	505	1159	350	330	255	120
NXA 20-7	699	505	1204	350	330	255	136
NXA 20-8	744	505	1249	350	330	255	138
NXA 20-10	834	560	1394	350	330	255	151

3500 RPM

Technical data

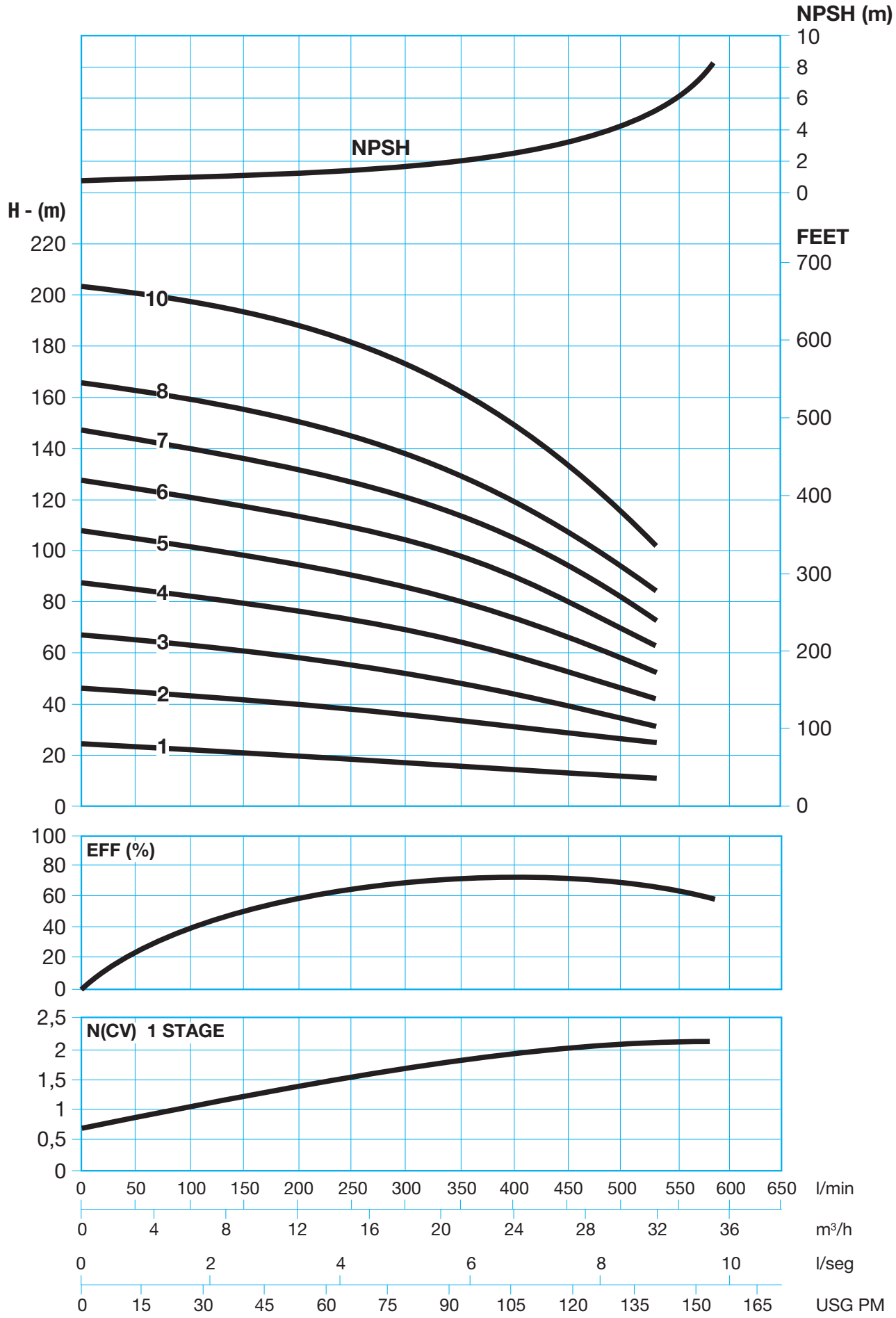

Technical data

Performance table

3500 RPM

Model	Power P_2 (kW)	Q m³/h	20	24	28	32	36	40	44	48
NXA 32 1-1	2,2	H (m)	20	19	18	17	16	15	13	11
NXA 32 1	3		26	25	24	22	21	19	18	15
NXA 32 2-2	5,5		40	38	36	34	31	28	24	20
NXA 32 2-1	5,5		46	44	42	40	37	34	30	26
NXA 32 2	7,5		50	49	47	45	42	39	35	31
NXA 32 3-2	11		62	59	57	53	49	45	41	37
NXA 32 3	11		72	70	67	62	57	51	46	40
NXA 32 4-2	11		87	82	78	73	66	59	51	44
NXA 32 4	15		98	94	90	83	75	66	57	47
NXA 32 5-2	15		113	109	103	95	86	75	64	51
NXA 32 5	18,5		124	120	113	106	96	83	70	57
NXA 32 6-2	18,5		139	134	128	119	107	93	78	62
NXA 32 6	18,5		150	146	139	129	118	103	88	70
NXA 32 7-2	22		164	160	153	144	132	116	98	78
NXA 32 7	22		177	170	163	154	142	127	109	89
NXA 32 8-2	30		190	184	177	168	155	140	120	99
NXA 32 8	30		201	196	189	179	167	150	130	109
NXA 32 9-2	30		215	209	201	191	178	160	140	119
NXA 32 9	30		226	220	212	203	190	172	150	128
NXA 32 10-2	30		240	234	227	217	202	186	162	136

Installation sketches

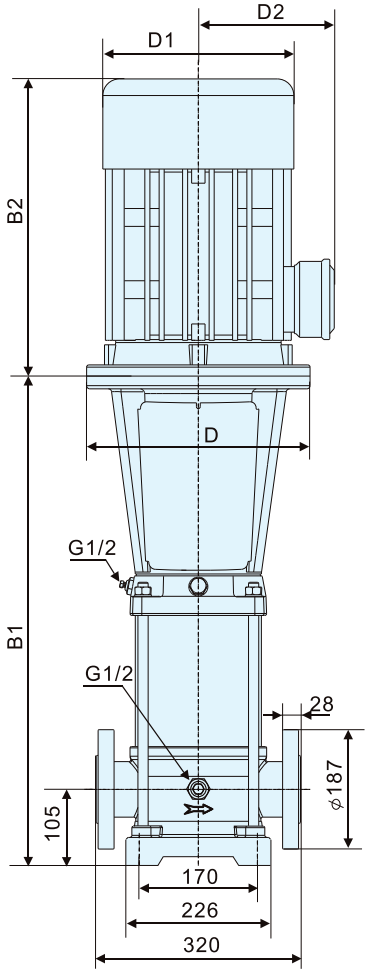

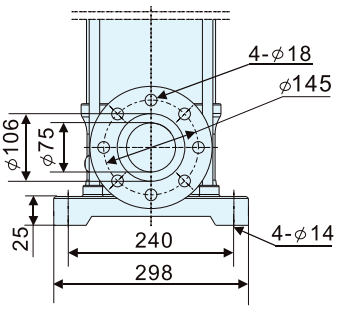

PN16-25-40/DN65

Dimensions and weights

Model	Dimensions (mm)						Weight (kg)
	B1	B2	B1 + B2	D	D1	D2	
NXA 32 1-1	475	275/293	750	-	177	116	80
NXA 32 1	475	293	750	-	177	116	85
NXA 32 2-2	575	390	965	300	275	210	103
NXA 32 2-1	575	390	965	300	275	210	103
NXA 32 2	575	390	965	300	275	210	107
NXA 32 3-2	755	505	1260	350	330	255	148
NXA 32 3	755	505	1260	350	330	255	148
NXA 32 4-2	825	505	1330	350	330	255	158
NXA 32 4	825	505	1330	350	330	255	185
NXA 32 5-2	895	505	1400	350	330	255	189
NXA 32 5	895	505	1400	350	330	255	200
NXA 32 6-2	965	505	1470	350	330	255	203
NXA 32 6	965	505	1470	350	330	255	203
NXA 32 7-2	1035	505	1540	350	330	255	260
NXA 32 7	1035	505	1540	350	330	255	260
NXA 32 8-2	1105	660	1765	400	420	305	345
NXA 32 8	1105	660	1765	400	420	305	345
NXA 32 9-2	1175	660	1835	400	420	305	348
NXA 32 9	1175	660	1835	400	420	305	348
NXA 32 10-2	1245	660	1905	400	420	305	350

3500 RPM

Technical data

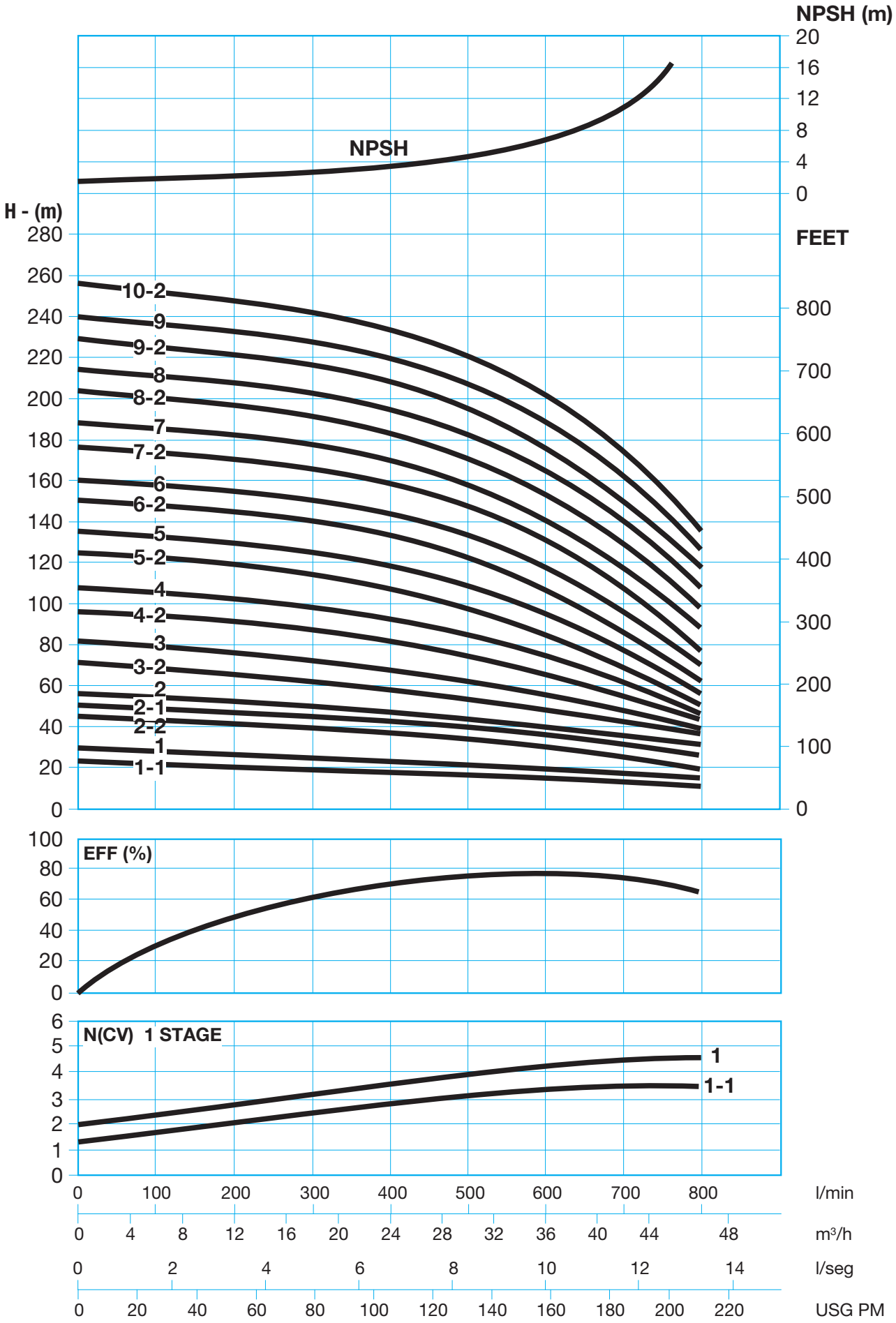

Technical data

Performance table

3500 RPM

Model	Power P_2 (kW)	Q m³/h	30	35	40	42	45	50	55	60	65
NXA 45 1-1	5,5	H (m)	29	25	27	26	25	23	21	19	16
NXA 45 1	7,5		34	33	32	31,5	30	29	27	25	22
NXA 45 2-2	11		57	55	53	52	49	46	43	38	33
NXA 45 2	15		69	67	65	63	61	59	55	50	44
NXA 45 3-2	18,5		90	88	85	83	80	75	72	63	55
NXA 45 3	18,5		102	100	97	95	92	88	82	76	68
NXA 45 4-2	22		125	121	118	115	112	105	98	89	78
NXA 45 4	30		136	133	129	126	123	117	112	102	89
NXA 45 5-2	30		159	154	149	146	142	134	121	115	99
NXA 45 5	30		171	166	161	158	154	145	138	126	112
NXA 45 6-2	37		194	188	182	178	173	163	155	139	122
NXA 45 6	37		205	200	193	190	186	176	166	152	134
NXA 45 7-2	45		227	220	213	210	205	193	182	165	144
NXA 45 7	45		239	232	226	221	216	204	194	178	157

Installation sketches

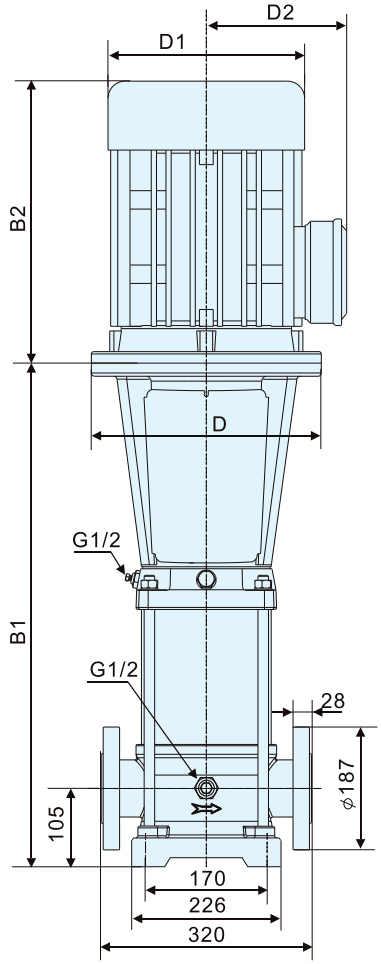

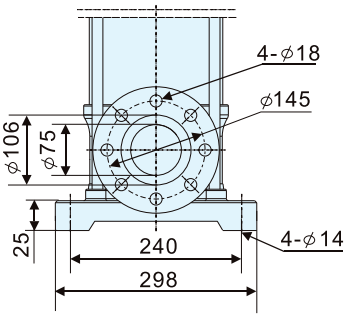

PN25-40/DN80

Dimensions and weights

Model	Dimensions (mm)						Weight (kg)
	B1	B2	B1 + B2	D	D1	D2	
NXA 45 1-1	561	430	992	300	260	208	108
NXA 45 1	561	430	992	300	260	208	113
NXA 45 2-2	748	490	1238	350	330	255	154
NXA 45 2	748	490	1238	350	330	255	187
NXA 45 3-2	828	550	1378	350	330	255	201
NXA 45 3	828	550	1378	350	330	255	201
NXA 45 4-2	908	590	1498	350	360	285	258
NXA 45 4	908	660	1568	400	420	310	336
NXA 45 5-2	988	660	1648	400	420	310	341
NXA 45 5	988	660	1648	400	420	310	341
NXA 45 6-2	1068	660	1728	400	420	310	365
NXA 45 6	1068	660	1728	400	420	310	365
NXA 45 7-2	1148	700	1848	450	470	435	435
NXA 45 7	1148	700	1848	450	470	435	435

3500 RPM

Technical data

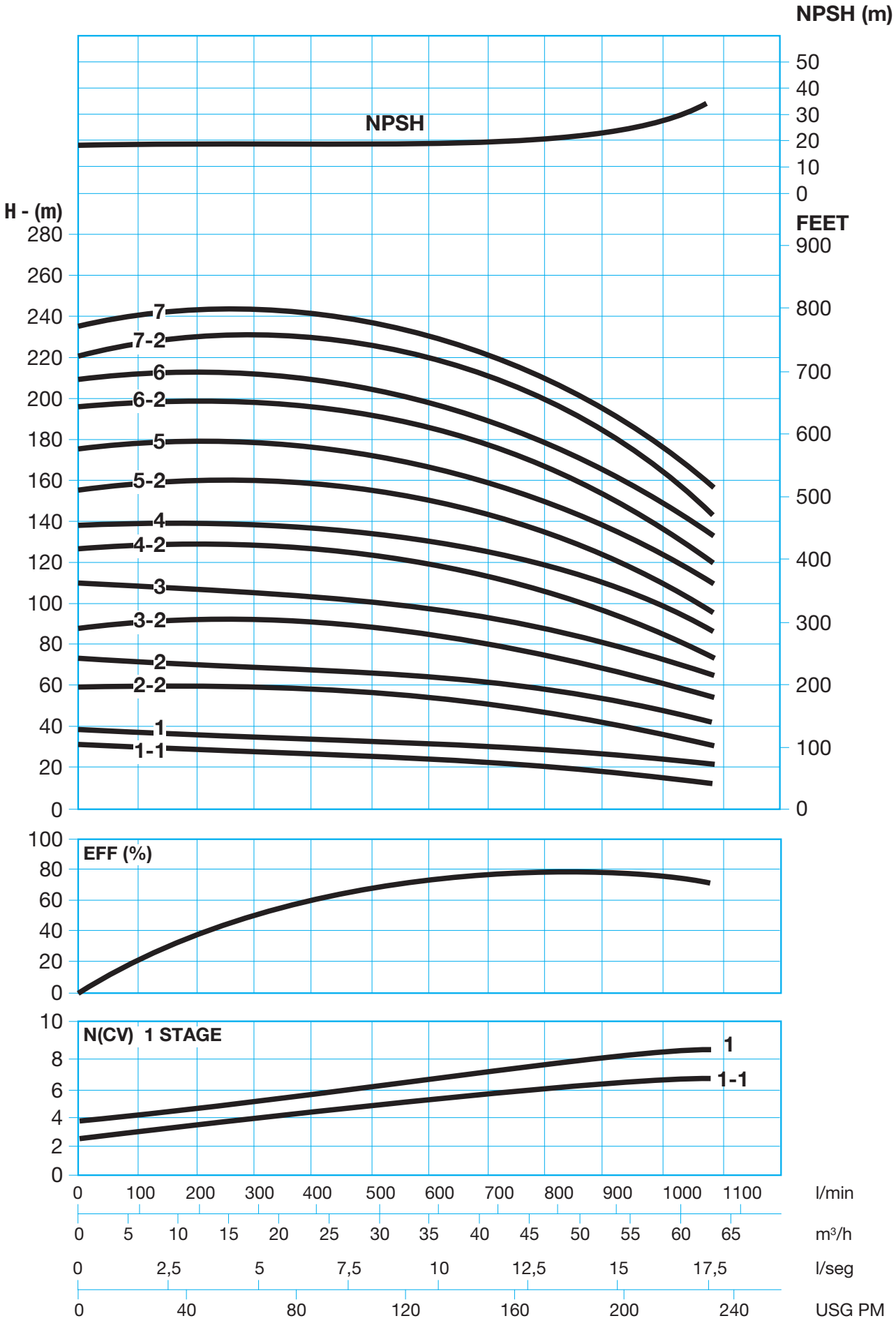

Technical data

Performance table

3500 RPM

Model	Power P_2 (kW)	Q m³/h	40	50	60	65	70	80	90	100
NXA 64 1-1	7,5	H (m)	26	25	23	22	21	18	14	10
NXA 64 1	11		37	35	33	32	31	28	24	21
NXA 64 2-2	15		53	50	47	44	42	37	31	23
NXA 64 2	22		74	72	67	64	62	57	51	42
NXA 64 3-2	22		93	88	80	76	72	65	56	45
NXA 64 3	30		112	108	100	96	93	86	77	65
NXA 64 4-2	37		130	124	115	110	103	94	83	66
NXA 64 4	45		152	144	135	130	123	114	102	86
NXA 64 5-2	45		172	162	151	144	137	126	112	91

Installation sketches

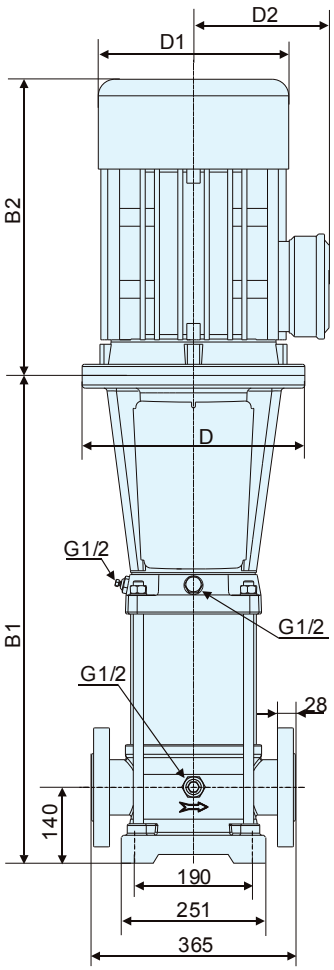

PN25-40/DN100

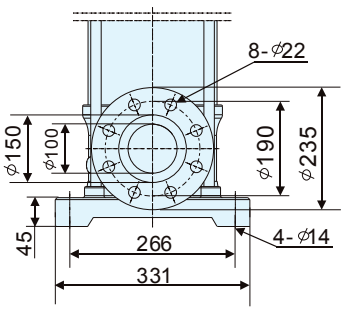

PN16/DN100

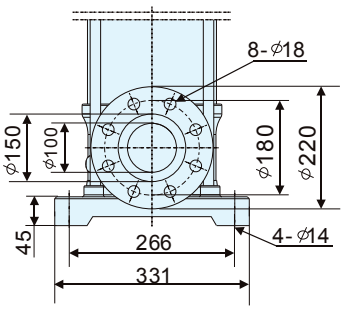

Dimensions and weights

Model	Dimensions (mm)						Weight (kg)
	B1	B2	B1 + B2	D	D1	D2	
NXA 64 1-1	561	430	991	300	260	208	115
NXA 64 1	671	490	1161	350	330	255	152
NXA 64 2-2	754	190	1244	350	330	255	190
NXA 64 2	754	590	1344	350	360	285	252
NXA 64 3-2	836	590	1426	350	360	285	257
NXA 64 3	836	660	1496	400	420	310	335
NXA 64 4-2	919	660	1579	400	420	301	360
NXA 64 4	919	700	1619	450	470	345	425
NXA 64 5-2	1001	700	1701	450	470	345	430

3500 RPM

Technical data

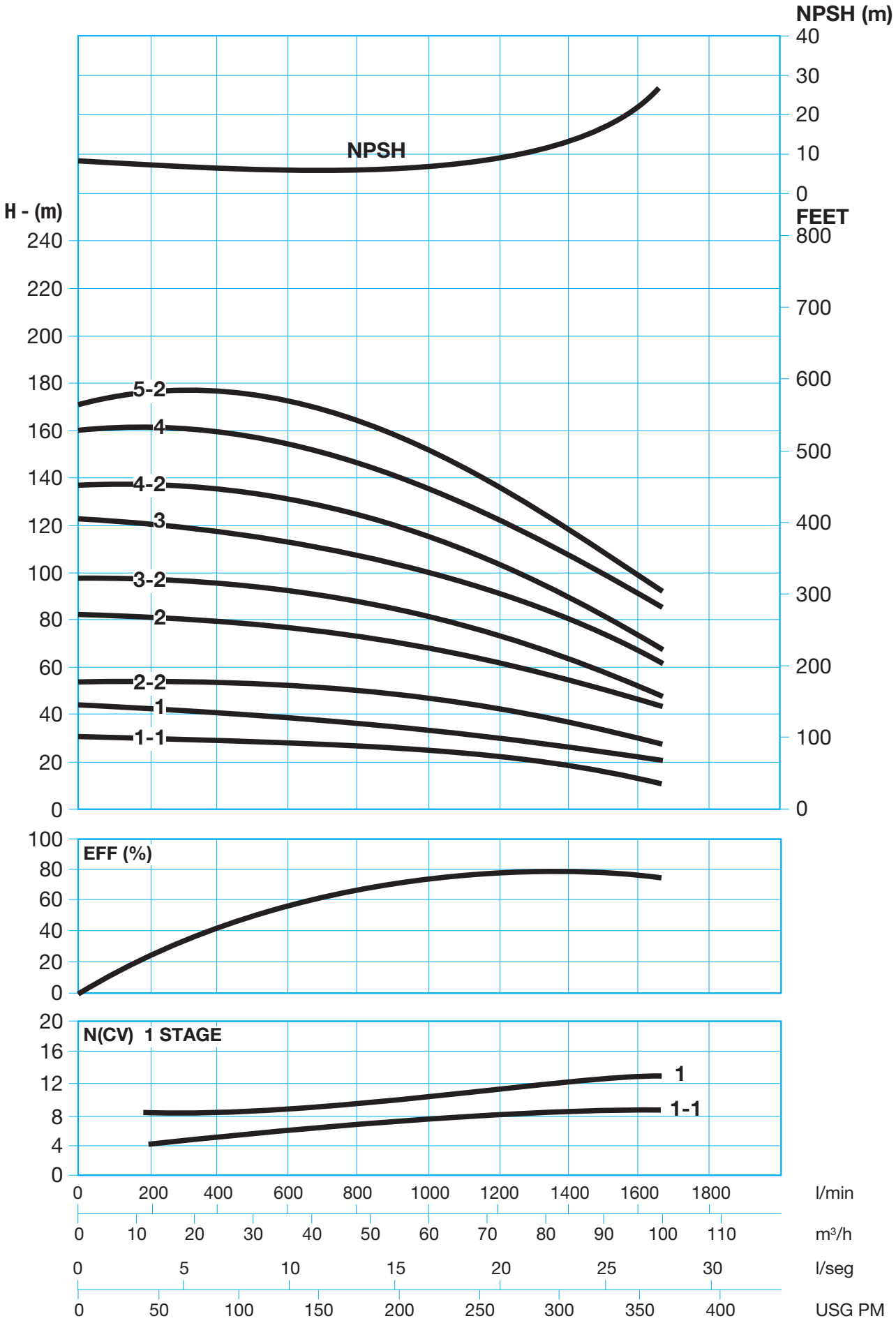

Technical data

Performance table

3500 RPM

Model	Power P_2 (kW)	Q m³/h	60	70	80	85	90	100	110	120	130
NXA 90 1-1	11	H (m)	31	27	25	24	23	21	18	14	9
NXA 90 1	15		36	35	33	31	30	29	26	23	18
NXA 90 2-2	18,5		59	57	54	51	48	44	39	32	22
NXA 90 2-1	22		67	65	62	59	57	51	47	41	33
NXA 90 2	30		76	73	69	66	64	60	56	52	44
NXA 90 3-2	37		98	94	88	85	82	75	69	59	46
NXA 90 3-1	37		108	104	98	94	90	83	78	69	56
NXA 90 3	45		116	111	105	102	97	93	88	79	69
NXA 90 4-2	45		141	135	128	124	118	109	102	89	72

Installation sketches

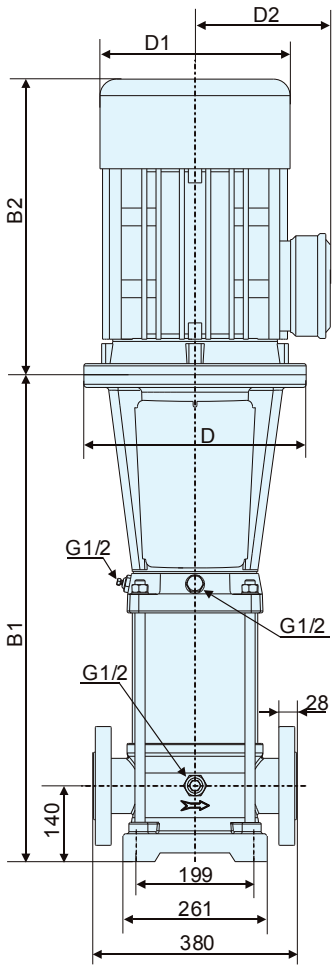

PN25-40/DN100

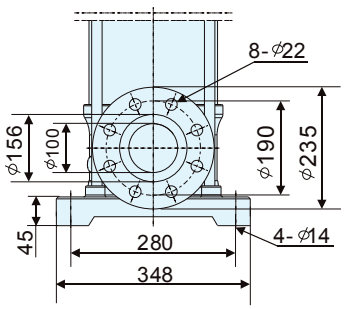

PN16/DN100

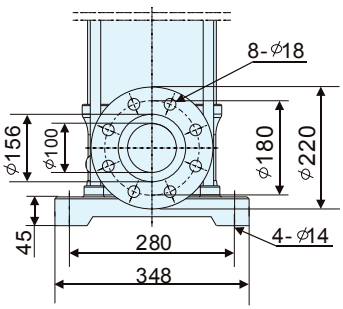

Dimensions and weights

Model	Dimensions (mm)						Weight (kg)
	B1	B2	B1 + B2	D	D1	D2	
NXA 90 1-1	681	490	1171	350	330	255	184
NXA 90 1	681	490	1171	350	330	255	184
NXA 90 2-2	773	550	1323	350	330	255	264
NXA 90 2-1	773	590	1363	350	360	285	264
NXA 90 2	773	660	1433	400	420	310	329
NXA 90 3-2	865	660	1525	400	420	310	363
NXA 90 3-1	865	660	1525	400	420	310	363
NXA 90 3	865	700	1565	450	470	345	363
NXA 90 4-2	957	700	1657	450	470	345	430

3500 RPM

Technical data

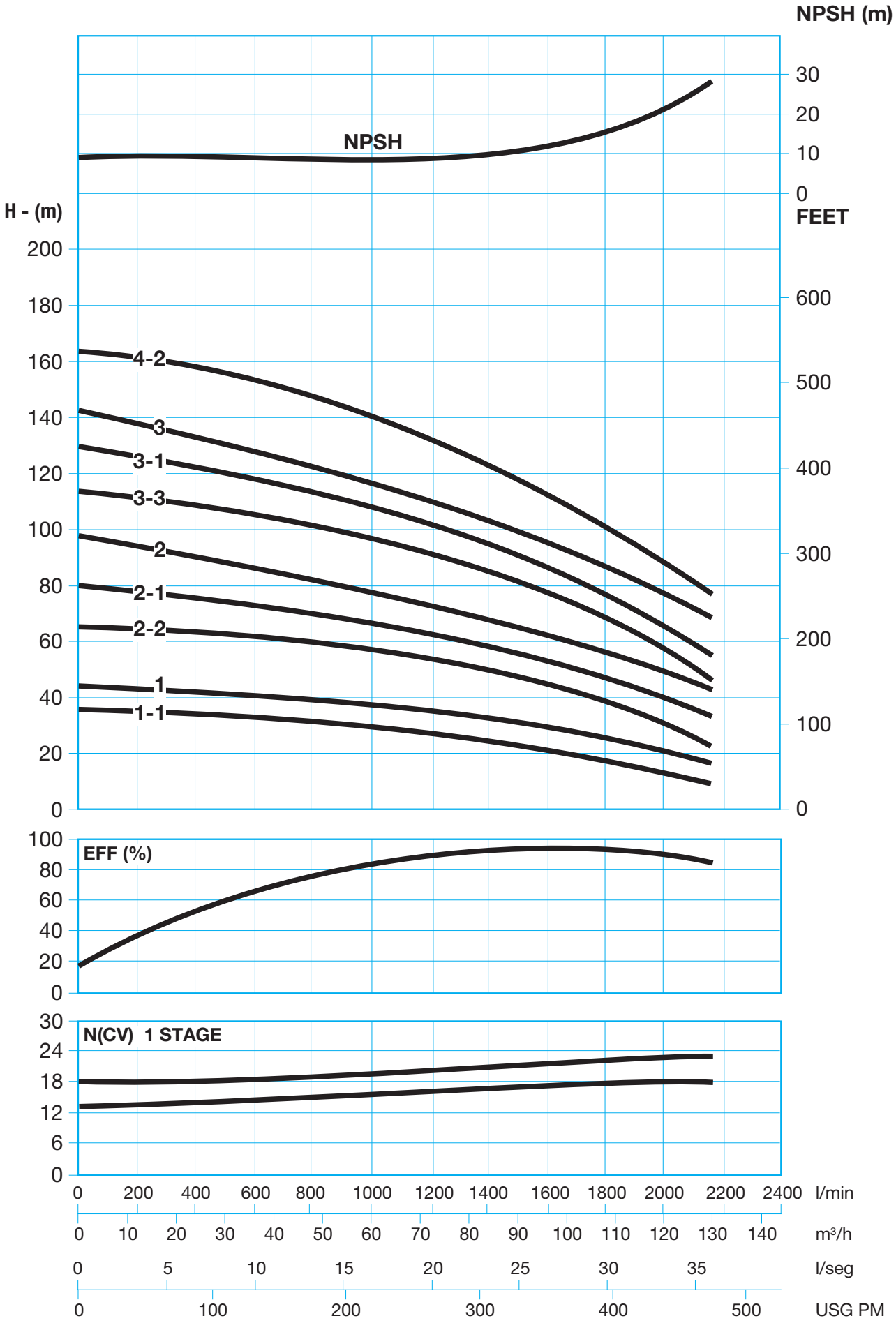

since 1902 desde

BOMBAS IDEAL, S.A. se reserva el derecho de variar datos y dimensiones de este catálogo sin previo aviso
BOMBAS IDEAL, S.A. reserved the right to alter performance, specifications at any time without prior notice
BOMBAS IDEAL, S.A. se reserve le droit de varier les renseignements et dimentions de ce catalogue sans préavis

BOMBAS IDEAL, S.A.
Polígono Industrial Mediterráneo. Calle Cid, 8
Tel.: 34 961 402 143 - 902 203 400 - FAX: 34 96 140 21 31
Massalfassar - Valencia (Spain)
www.bombasideal.com